









|   |                        |                            |
|---|------------------------|----------------------------|
|  | Kiesfläche             | 770 m <sup>2</sup>         |
|  | Dachfläche             | 797 m <sup>2</sup>         |
|  | Gehwegplattenbelag     | 89 m <sup>2</sup>          |
|  | Gras-/Erd-/Rasenfläche | 2'674 m <sup>2</sup>       |
|  | Beton, Asphalt         | 65 m <sup>2</sup>          |
|  | Rasenliner             | 135 m <sup>2</sup>         |
| <b>Total Parzellenfläche</b>  |                        | <b>4'530 m<sup>2</sup></b> |



**GEMEINDE ROGGWIL**

SCHLOSS ROGGWIL

RETENSIIONSNACHWEIS 1: 100  
24.04.2026 | KT

